
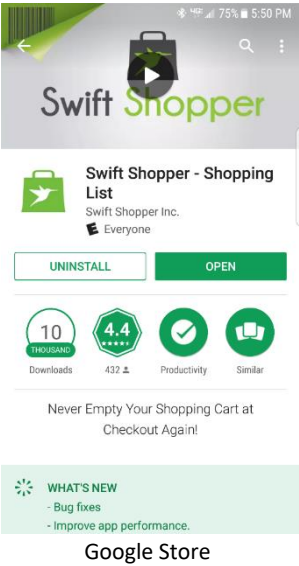


2017 BSA National Jamboree

Food Coordinator Registration

Download and Install the Application

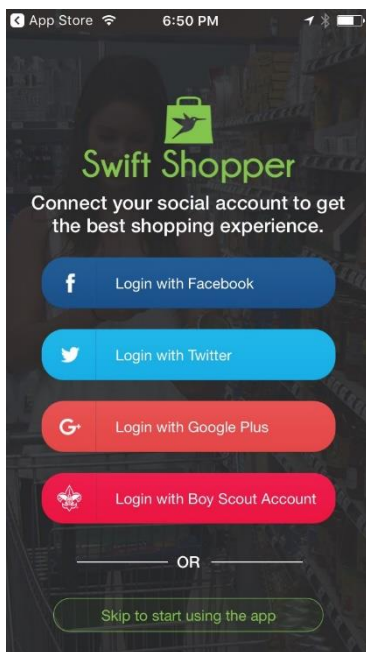
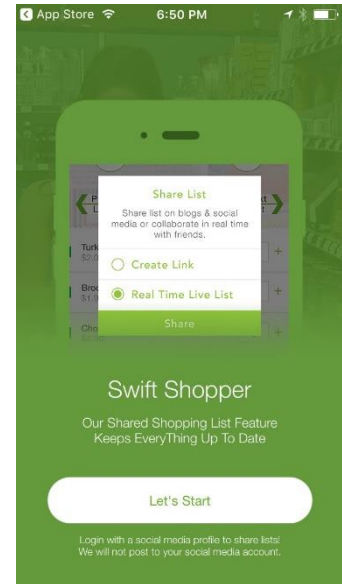
1. Download the Swift Shopper application from the Google Play Store (for Android Phones) or the Apple Store (for IOS phones).



2. When you first open the application it will prompt you to enable notifications. As we plan to use built in messaging to announce daily deals on food items we recommend you enable notifications



3. The Swift Shopper application supports real time list sharing which will be used within a unit to allow the scouts collaborate on creating a shopping list.

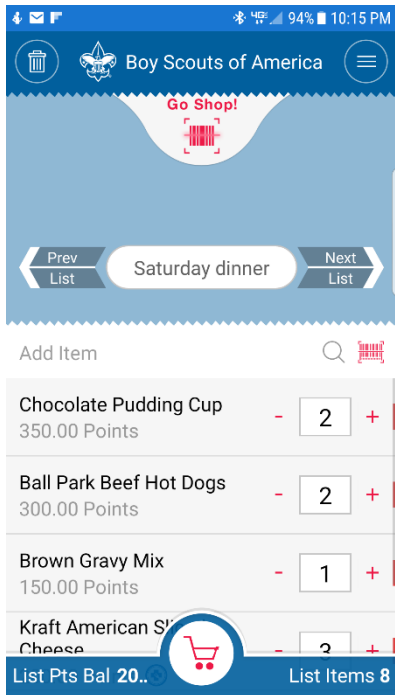
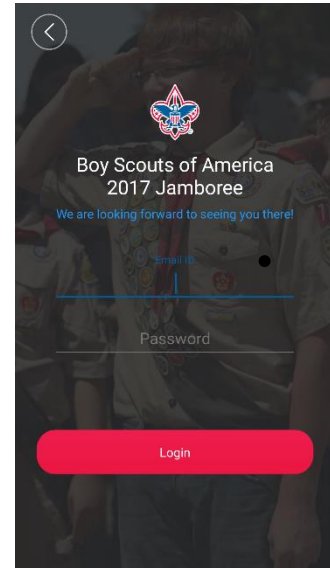


4. The application gives you 4 ways to login. Select the Boy Scout Login selection.

5. You will have received a userID and Password in an email. Click the button to login as a Boy Scout Leader.



6. Next you will see a screen asking for your username and password. Your username will be your e-mail address and the password was sent in your welcome e-mail. If you cannot locate it, please contact Ken Reiter at pc549training@gmail.com



7. Congratulations you are now signed into Swift Shopper.

For information on how to use Swift Shopper download the Swift Shopper User Guide from the Jamboree Food Team Site: <http://jamboreefoodteam.org/grocery-store-info-for-units/>